

**JOBSITE
SUPPLY**

CONSTRUCTION IDEAS AT WORK

624 South Missouri Street
Indianapolis, IN 46225
P: 317-684-7474 • F: 317-684-7484
800-874-7415

18V Litheon™ Brute Tough™ Hammer Drill/Driver

17618-01

Specifications:

- No Load RPM: 0-475/0-2050
- No Load BPM: 30750
- Torque (in-lbs.): 650
- Clutch Settings: 25
- Chuck Size: ½"

Includes:

(2) FatPack Batteries

\$332⁰⁰



18V Litheon™ Brute Tough™ Drill/Driver

37618-01

Specifications:

- No Load RPM: 0-425/0-1800
- Torque (in-lbs.): 650
- Clutch Settings: 25
- Chuck Size: ½"

Includes:

(2) FatPack Batteries

\$322⁰⁰



18V 4-Tool Litheon™ Combo Kit CLPK40-180

Includes:

- Brute Tough™ Hammer Drill/Driver
- (2) FatPack Batteries
- Circular Saw
- Recip Saw
- Flashlight

\$519⁰⁰



36V Litheon™ SDS-plus® Compact Rotary Hammer

11536C-2

Specifications:

- Impact Energy (ft-lbs.): 1.25
- No Load RPM: 0-1500
- No Load BPM: 0-4800

\$539⁰⁰



New Products From...



Offers Good While Supplies Last!

Sheet Metal Hole Saws

Bi-Metal Hole Saws

Depth Stopper


Prevents breakthrough which protects the work surface

Variable Tooth Pitch


Optimized for fast precise cutting in sheet metal

Available in 30 diameter sizes from 9/16" - 6".
Sets also available.

Available in 50 diameter sizes from 9/16" - 6".
Sets also available.



Spring for Automatic Disc Ejection
For fast uninterrupted drilling progress



Quick Change Adapter

Only for use with Quick Change system. Allows for fast changes between Hole saw sizes and easy plug removal

Quick Change System Compatible



Bi-Metal Construction

8% cobalt alloy for extreme resilience and long lifetime

Progressive Tooth Design

For a powerful bite and accelerated chip clearance

Available in 19 diameter sizes from 1" - 4-1/8".
Sets also available.














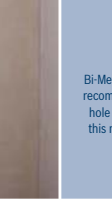







Diamond Ground Carbide Teeth

Extremely powerful and durable

Drop Shaped Chip Clearance Slots
For fast uninterrupted drilling progress

Carbide Hole Saws

©2007 Robert Bosch Tool Corporation
07SB-012-4

	Hardwoods/ Natural Woods	Plywood	Chipboard	Laminate	Hardie Board	Plastics	Cinder Block	Ceramic Tile	Orange Roofing Tiles	Brick	Cement Board	Thin Metals
Carbide Hole Saw 												Bi-Metal is the recommended hole saw for this material
Bi-Metal Hole Saw 				Carbide is the recommended hole saw for this material			Carbide is the recommended hole saw for this material	Carbide is the recommended hole saw for this material	Carbide is the recommended hole saw for this material	Carbide is the recommended hole saw for this material	Carbide is the recommended hole saw for this material	

New Products From...



BOSCH

Offers Good While Supplies Last!

Full Cone Threaded Tip Fast and Effortless Drilling

- 2.4 x faster drilling than Irwin® Blue Groove™ *
- 53% less force than Irwin® Blue Groove™ *
- Self feeding action
- Smoother drilling

Punta roscada completamente cónica Taladrado rápido y sin esfuerzo

- Taladrado 2,4 veces más rápido que la Irwin® Blue Groove™ *
- 53% menos fuerza que la Irwin® Blue Groove™ *
- Acción de avance automático
- Taladrado más suave

Contoured Paddle Fast Chip Removal

- Quickly removes material from hole
- Creates aggressive cutting blade angles for faster drilling

Pala contorneada Remoción rápida de virutas

- Retira rápidamente el material del agujero
- Crea ángulos de hoja de corte agresivos para taladrar más rápidamente

Spur & Reamer For Cleaner Holes

Espuela y escariador
Para taladrar agujeros más limpios

- Spur**
- Scores the hole entry and exit
- Espuela**
- Estría la entrada y la salida del agujero
- Reamer**
- Cleans hole before the blowout can occur
- Escariador**
- Limpia el agujero antes que pueda ocurrir astillamiento



Hex Shank Power Groove Reduces Slippage

Ranura de potencia con vástago hexagonal
Reduce el resbalamiento

Multiple Position Settings

For optimal versatility blade rotates in 30° increments

Ajustes en múltiples posiciones
Para brindar una versatilidad óptima la hoja rota en incrementos de 30°

Laser Etched Depth Gauge

For accurate capacity measurements

Calibre de profundidad grabado con láser
Para realizar mediciones de capacidad precisas

Universal Interface

Compatibility with most competitive accessories with adapter

Interfaz universal
Compatibilidad con la mayoría de los accesorios de la competencia con adaptador

Competitively Priced

Across comparable items

Precio competitivo
con artículos comparables

Premium Performance Accessories

Accesorios de gran rendimiento



New Products From...



Offers Good While Supplies Last!

**JOBSITE
SUPPLY**

CONSTRUCTION IDEAS AT WORK

624 South Missouri Street
Indianapolis, IN 46225
P: 317-684-7474 • F: 317-684-7484
800-874-7415

12V Max Litheon™ Impact & Pocket Driver Combo Kit

CLPK21-20

Includes:

- Impact Driver
- Pocket Driver
- Charger & Case

\$199⁰⁰



12V Max Litheon™ Multi-X Carpenter Kit

PS50-2B

Specifications:

- OPM: 5000-20000

\$229⁰⁰



12V Max Litheon™ 3/8" Drill/Driver

PS30-2A

Specifications:

- Chuck Size: Single Sleeve 3/8"
- No Load RPM: 0-400/0-1100
- Torque (in-lbs.): 220

\$163⁰⁰



18V Litheon™ Compact Tough™ Drill/Driver

36618-02

Specifications:

- No Load RPM: 0-500/0-1600
- Torque (in-lbs.): 500
- Clutch Settings: 20
- Chuck Capacity: 1/2"

Includes:
(2) SlimPack Batteries

\$224⁰⁰



New Products From...



Offers Good While Supplies Last!